

Current Figures and Year-Over-Year Change

↑ POSITIVE
TREND

↓ NEGATIVE
TREND

EMPLOYMENT (All Figures Not Seasonally Adjusted)

Employment ↓

GEOGRAPHY	JAX MSA	FLORIDA	UNITED STATES
Current Level	712,000	8,660,500	144,005,000
Y/Y Change	-1.7%	-2.9%	-5.0%

Source: Florida Department of Economic Opportunity, Current Employment Statistics

Employment by Industry* Biggest Year-Over-Year Net Changes

INDUSTRY SECTOR	Y/Y CHANGE
Total Government	+1.3%
Construction	+0.9%
Leisure & Hospitality Information	-11.4% -10.1%

Source: Florida Department of Economic Opportunity, Current Employment Statistics

*For detailed descriptions of the industry sectors, please visit <http://bls.gov/iag>

Unemployment ↓

GEOGRAPHY	JAX MSA	FLORIDA	UNITED STATES
Current Level	40,867	640,000	10,264,000
Current Rate	5.2%	6.3%	6.4%
Y/Y Change	+2.5%	+3.6%	+3.1%

Source: Florida Department of Economic Opportunity, Local Area Unemployment Statistics

CONSUMER DATA

Taxable Sales ↑

GEOGRAPHY	JAX MSA	FLORIDA
Current	\$2,448,569,698	\$38,446,338,587
Y/Y Change	+6.9%	+1.4%

Source: Florida Department of Revenue

HOUSING DATA

Median Sales Price, Single-Family Existing Homes ↑

GEOGRAPHY	JAX MSA	FLORIDA	UNITED STATES
Current	\$262,000	\$305,000	\$315,500
Y/Y Change	+12.9%	+14.1%	+15.1%

Source: Florida Association of Realtors; National Association of Realtors

Single-Family Building Permits ↑

GEOGRAPHY	JAX MSA	FLORIDA	UNITED STATES
Current	1,115	9,439	79,486
Y/Y Change	+54.9%	+30.1%	+24.6%

Source: U.S. Census, Housing Units Authorized by Building Permits

Closed Sales, Single-Family Existing Homes ↑

GEOGRAPHY	JAX MSA	FLORIDA	UNITED STATES
Current	2,680	26,406	5,980,000
Y/Y Change	+13.0%	+22.9%	+25.6%

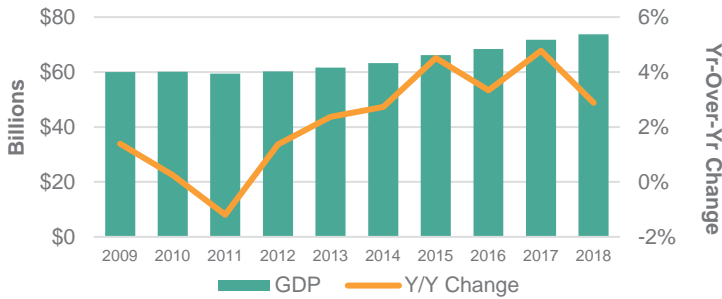
Source: Florida Association of Realtors; National Association of Realtors

AIRPORT ACTIVITY

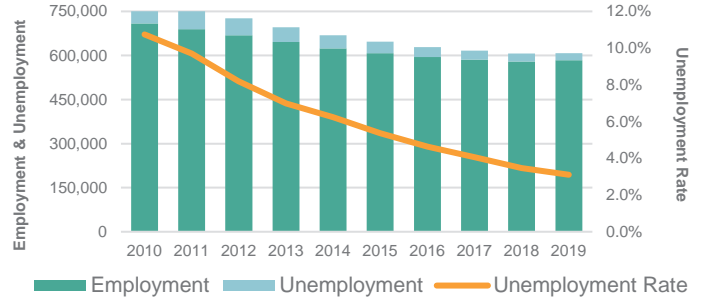
Statistics for Jacksonville International Airport (JIA)

	CURRENT	Y/Y CHANGE
Passenger Traffic	230,813	-60.6% ↓
Cargo (in pounds)	16,276,497	+13.7% ↑
Daily Departures	46	-51.1% ↓
Daily Seats	5,977	-49.7% ↓

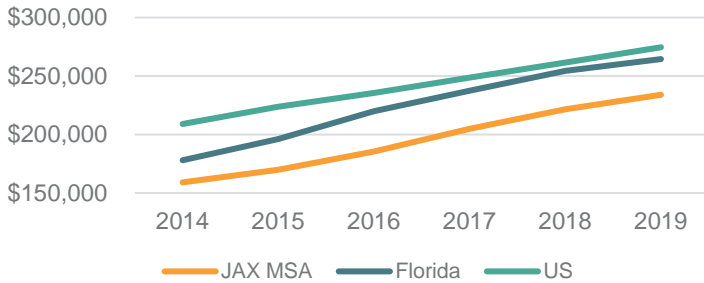
Gross Domestic Product



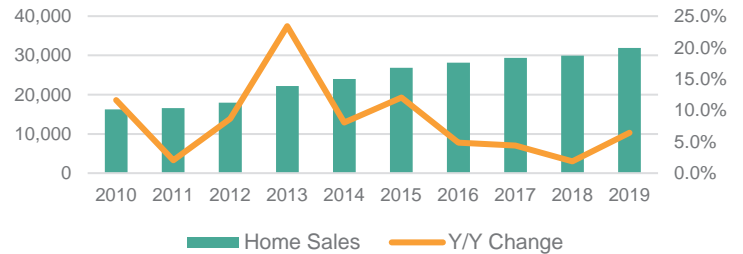
Employment & Unemployment



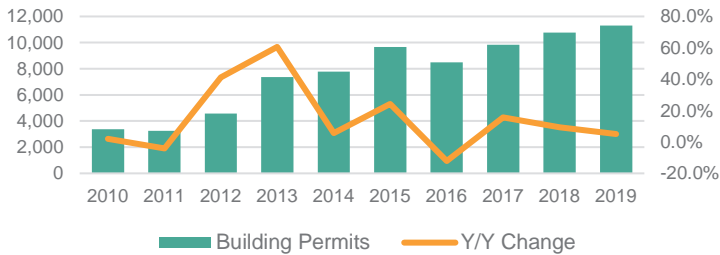
Median Home Sales Price



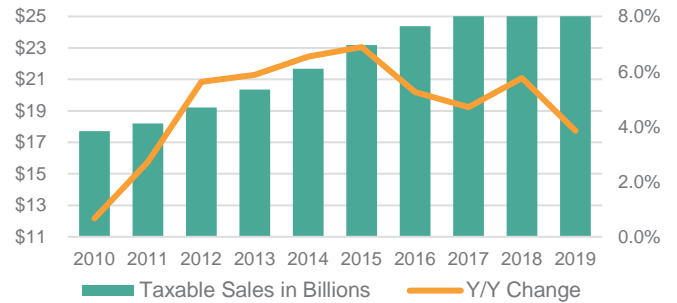
Existing Home Sales JAX MSA



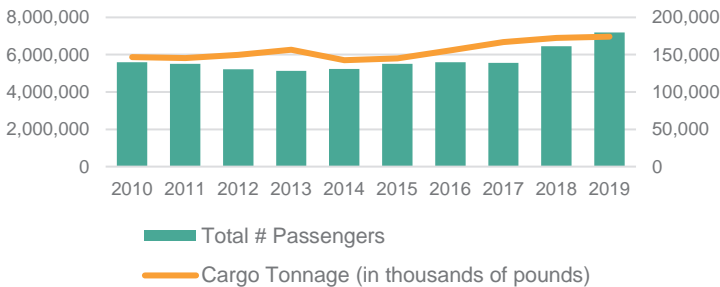
Single Family Building Permits JAX MSA



Taxable Sales



JIA Airport Statistics



JAXPORT Tonnage

